

LUME 2.0 SERIES

Imported from Italy, our **LUME 2.0** Series is inspired by Moroccan Zellige tiles and features a solid range of organic colours with strong variation. Available in a 60x240mm brick format for wall only.



PRODUCT TYPE: Glazed porcelain wall tile

COLOURS: Off-White, Rosa, China and Forest
60x240mm

SIZES: Non-Rectified Edges


FINISHES/USAGE: Gloss/Wall only

AESTHETIC QUALITIES: Organic colour range and glossy surface

ORIGIN: Italy

TECHNICAL DATA: More technical data on last page

VARIATION:



V4

LUME 2.0 SERIES

PRODUCT INFORMATION



Off-White

Gloss

60x240mm



Rosa

Gloss

60x240mm



China

Gloss

60x240mm



Forest

Gloss


60x240mm



Variation is an inherent property of tiles and stone. Sizes are nominal and may include a joint.

LUME 2.0 SERIES









LIFESTYLE IMAGES



Variation is an inherent property of tiles and stone. Sizes are nominal and may include a joint.

LUME 2.0 SERIES

TECHNICAL DATA

	technical characteristics	test method	required values	result
	water absorption	ISO 10545-3	≤0.5%	Eb ≤0,5 (Individual maximum value 0,6%)
	modulus of rupture	ISO 10545-4	≥35	R ≥35 (Individual minimum value 32 N/mm ²)
	surface quality	ISO 10545-2	Complies with the standards	≥95%
	breaking strength	ISO 10545-4	≥1300	≥1300 (Thickness ≥7,5 mm) ≥700 (Thickness < 7,5 mm)
	crazing resistance	ISO 10545-11	Pass	Pass
	chemical resistance	ISO 10545-13	Declared value	Pass
	resistance to frost	ISO 10545-12	Resistant	Pass
	staining resistance	ISO 10545-14	Minimum Class 3	Pass