

ANDES SERIES

ANDES realistically represents a mixture of stone surfaces with a focus on texture and natural colour. Available in a wide range of sizes and two finishes, Andes can be used for both residential and commercial applications.



PRODUCT TYPE: Glazed porcelain

COLOURS: Warm White, Almond Beige, Grey and Charcoal

SIZES: 60x200mm, 300x300mm, 300x600mm, 600x600mm and 600x1200mm
Rectified Edges

FINISHES/USAGE: Matt and Grip/Wall and Floor

AESTHETIC QUALITIES: Mix stone surface


ORIGIN: N/A

TECHNICAL DATA: P3 Pendulum Slip rating (Matt)
P5 Pendulum Slip rating (Grip)
P5 Pendulum Slip rating (Grip Paver)
More technical data on last page

CERTIFICATIONS:



VARIATION:



V3

Variation is an inherent property of tiles and stone. Sizes are nominal and may include a joint.

ANDES SERIES

PRODUCT INFORMATION



Warm White

| | |
|------------|--|
| Matt | 60x200mm 300x300mm 300x600mm 600x600mm 600x1200mm |
| Grip | 300x600mm 600x600mm |
| Grip Paver | 600x600x20mm |



Variation is an inherent property of tiles and stone. Sizes are nominal and may include a joint.

ANDES SERIES



Almond Beige

| | |
|------------|---|
| Matt | 60x200mm 300x300mm 300x600mm 600x600mm |
| Grip | 300x600mm 600x600mm |
| Grip Paver | 600x600x20mm |



Variation is an inherent property of tiles and stone. Sizes are nominal and may include a joint.

ANDES SERIES



Grey

| | |
|------------|--|
| Matt | 60x200mm 300x300mm 300x600mm 600x600mm 600x1200mm |
| Grip | 300x600mm 600x600mm |
| Grip Paver | 600x600x20mm |



Variation is an inherent property of tiles and stone. Sizes are nominal and may include a joint.

ANDES SERIES



Charcoal

| | |
|------------|---|
| Matt | 60x200mm 300x300mm 300x600mm 600x600mm |
| Grip | 300x600mm 600x600mm |
| Grip Paver | 600x600x20mm |



Variation is an inherent property of tiles and stone. Sizes are nominal and may include a joint.

ANDES SERIES

WARM WHITE VARIATION



- **600x1200mm** - 10 tile faces
- **600x600mm** - 20 tile faces

ANDES SERIES

ALMOND BEIGE VARIATION



- **600x1200mm** - 10 tile faces
- **600x600mm** - 20 tile faces

ANDES SERIES


GREY VARIATION



- **600x1200mm** - 10 tile faces
- **600x600mm** - 20 tile faces

ANDES SERIES







CHARCOAL VARIATION



- **600x1200mm** - 10 tile faces
- **600x600mm** - 20 tile faces








ANDES SERIES

TECHNICAL DATA - TILE

| | technical characteristics | test method | required values | result |
|---|---------------------------|--------------|---------------------|--------------|
|  | water absorption | ISO 10545-3 | $\leq 0.5\%$ | $\leq 0.5\%$ |
|  | breaking strength | ISO 10545-4 | $\geq 1300\text{N}$ | 2265N |
|  | shock resistance | ISO 10545-11 | Pass | Pass |
|  | chemical resistance | ISO 10545-13 | Declared value | Pass |
|  | resistance to frost | ISO 10545-12 | Resistant | Pass |
|  | staining resistance | ISO 10545-14 | Minimum Class 3 | Pass |

ANDES SERIES

TECHNICAL DATA - PAVER

| | technical characteristics | test method | result |
|---|---------------------------|--------------|--------|
|  | water absorption | ISO 10545-3 | ≤0.5% |
|  | breaking strength | ISO 10545-4 | 8500N |
|  | max warpage | ISO 10545-2 | ±2.0mm |
|  | max edge curvature | ISO 10545-2 | ±2.0mm |
|  | chemical resistance | ISO 10545-13 | Pass |
|  | resistance to frost | ISO 10545-12 | Pass |
|  | staining resistance | ISO 10545-14 | Pass |

Porcelain Pavers and Coping tiles must be installed to Australian Standards (AS 3958.1, AS 3958.2 & AS 3727-2016) using correct procedures and products such as Mapei Ultralite S1.
No spot fixing under any circumstances.

Please note that all products must be fabricated using score & snap method and/or wet cutting in conjunction with AS/NZS 1716:2012, AS/NZS 1715:2009, AS/NZS 60335.2.69:2017" For more information please refer to: <https://www.safework.nsw.gov.au>

CERTIFICATIONS



ISO 14001:2015 specifies the requirements for an environmental management system that an organization can use to enhance its environmental performance. ISO 14001:2015 is intended for use by an organization seeking to manage its environmental responsibilities in a systematic manner that contributes to the environmental pillar of sustainability.

When applying full adhesion to paver coping downturns, it's essential to ensure proper surface preparation, including cleaning and drying the surfaces to be bonded. The adhesive used should be appropriate for the materials being bonded and should be applied according to the manufacturer's instructions. Full adhesion can provide a strong and durable bond between the coping pavers and the substrate. It's important to follow best practices and manufacturer recommendations when applying full adhesion to paver coping downturns to ensure a secure and long-lasting installation.

Paver coping is not suggested for fiberglass pools due to potential issues with flexibility, weight, compatibility, and installation challenges.

Variation is an inherent property of tiles and stone. Sizes are nominal and may include a joint.